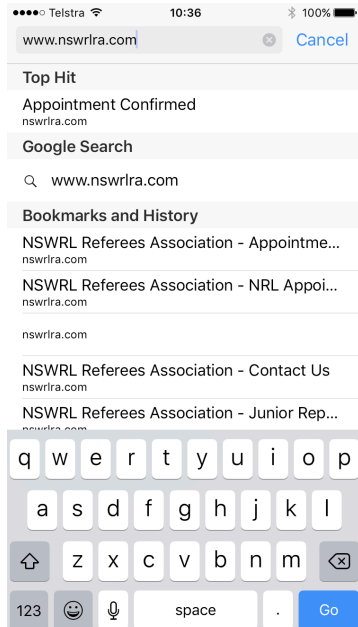


How to create a WEB ICON on your smart phone - IOS

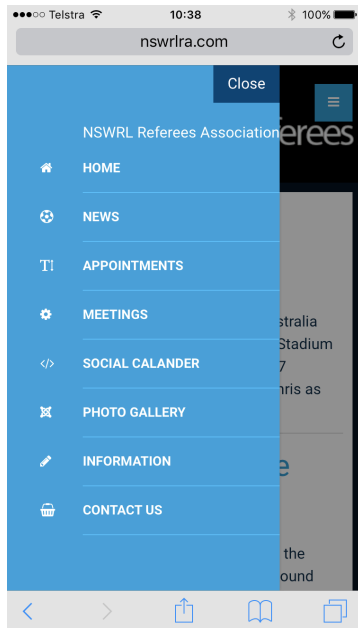
1. Open web browser 'safari' and type the URL
www.nswrlra.com




2. Once on the NSWRLRA page select the blue menu bar



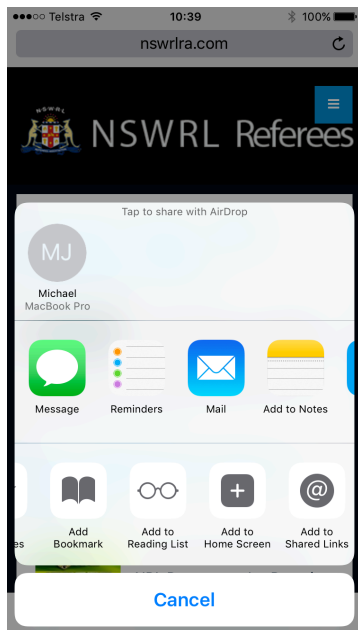
3. Select 'APPOINTMENTS'



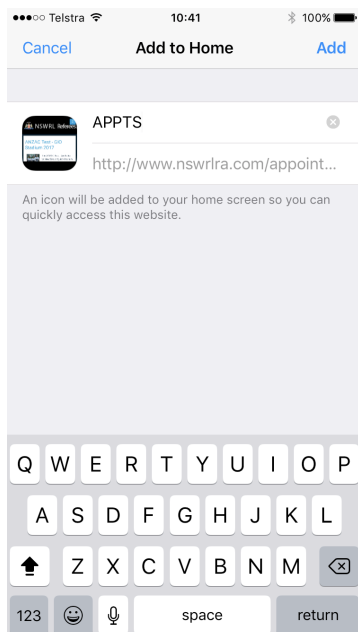
4. Once on APPOINTMENTS page select the following icon



5. Select the 'ADD TO HOME SCREEN'



6. Name the icon APPTS. Select 'ADD'



7. The icon will appear on your home screen for easy access to appointments.

